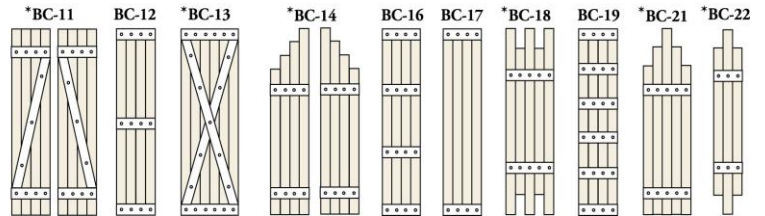
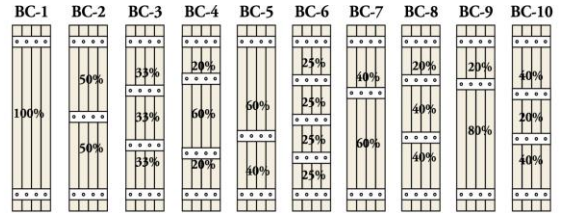
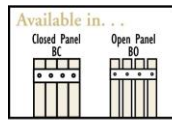


CUSTOM MULTI-PIECE SHUTTER BOARD AND BATTEN (OPEN)



BnB Open (shown)

Configurations:



Note: Line drawing shows BnB Closed

Measurements:

Widths: See Specification Drawings

Lengths: See Specification Drawings

Vertical Boards: See Specification Drawings

Horizontal Battens: See Specification Drawings

Spacing Between Vertical Boards: See Specification Drawings

Depth: See Specification Drawings

Available Colors:

- | | | |
|--------------------|-------------------|---------------------|
| #001 White | #011 Sandalwood | #206 Chocolate Chip |
| #002 Black | #018 Bronze | #208 Lunar Blue |
| #004 Bedford Blue | #020 Sage | #260 Burgundy |
| #005 Brick Red | #021 Ebony Green | #331 Heritage Green |
| #007 Dark Gray | #025 Sienna Brown | #352 Dove Gray |
| #008 Colonial Blue | #049 Paintable | #613 Cranberry |
| #009 Pine Green | #200 Potters Clay | |

Note: All colors are Non-Paintable, Except for #049 Paintable

CUSTOM MULTI-PIECE SHUTTERS **Specification Information**

Shutter Material

- **Polypropylene Compound**
- **Non-Paintable (color thru) shutters**
 - Polypropylene
 - UV Additives
- **Paintable Shutter**
 - Polystyrene

Manufacturing Process

- **Injected Molded**
- **Extruded**

Styles Available

- **Board n Batten**
- **Country Style**

Sizes

- **Widths:**
 - See Individual Style Specification Sheets
- **Lengths:**
 - See Individual Style Specification Sheets

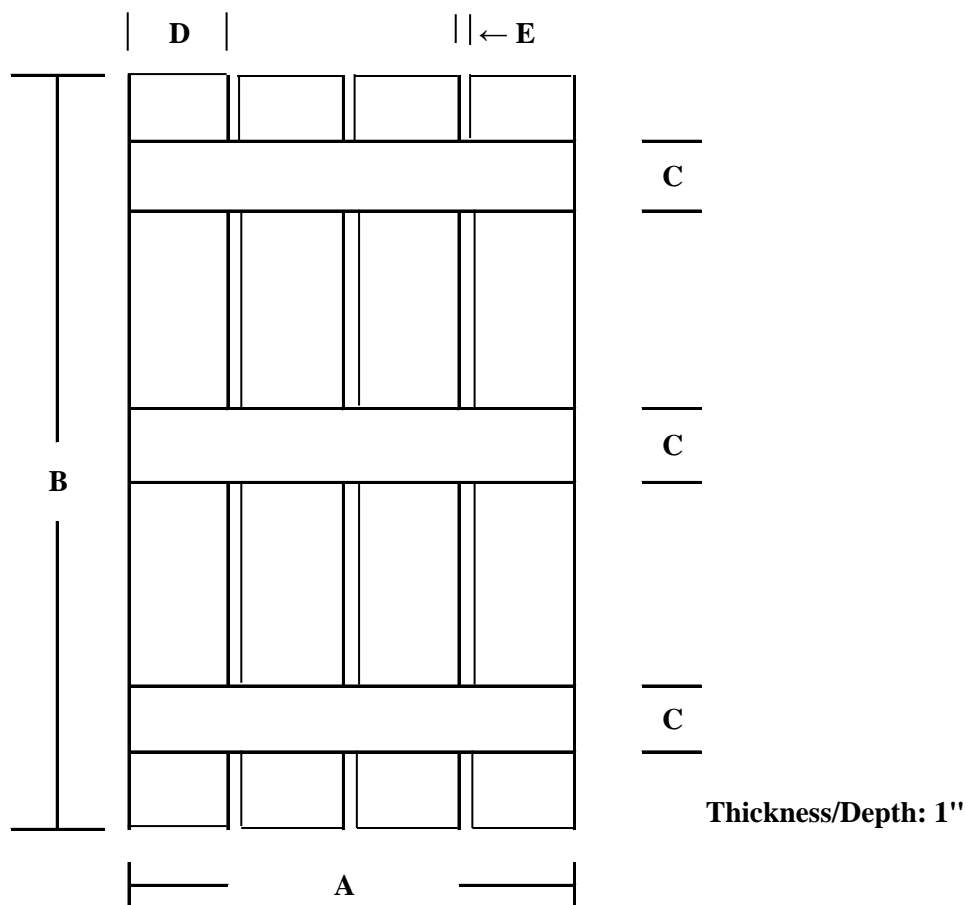
Method of Attachment

- **Each pair of shutter comes with 3 ½”screws with painted heads to complement the shutters**

Available Colors

- | | | |
|----------------------|---------------------|-----------------------|
| ➤ #001 White | ➤ #011 Sandalwood | ➤ #206 Chocolate Chip |
| ➤ #002 Black | ➤ #018 Bronze | ➤ #208 Lunar Blue |
| ➤ #004 Bedford Blue | ➤ #020 Sage | ➤ #260 Burgundy |
| ➤ #005 Brick Red | ➤ #021 Ebony Green | ➤ #331 Heritage Green |
| ➤ #007 Dark | ➤ #025 Sienna Brown | ➤ #352 Dove Gray |
| ➤ #008 Colonial Blue | ➤ #049 Paintable | ➤ #613 Cranberry |
| ➤ #009 Pine Green | ➤ #200 Potters Clay | |

CUSTOM MULTI-PIECE SHUTTERS BOARD N' BATTEN (OPEN)



A. Standard Widths Available: Open Weave Board-N-Batten

Shutter Widths (# of boards):	2	3	4	5	6	7	8
Width of Shutter:	7 5/8"	12"	16"	20"	24 3/8"	28 5/8"	33"

B. Lengths Available: 20" and up every 1/4"

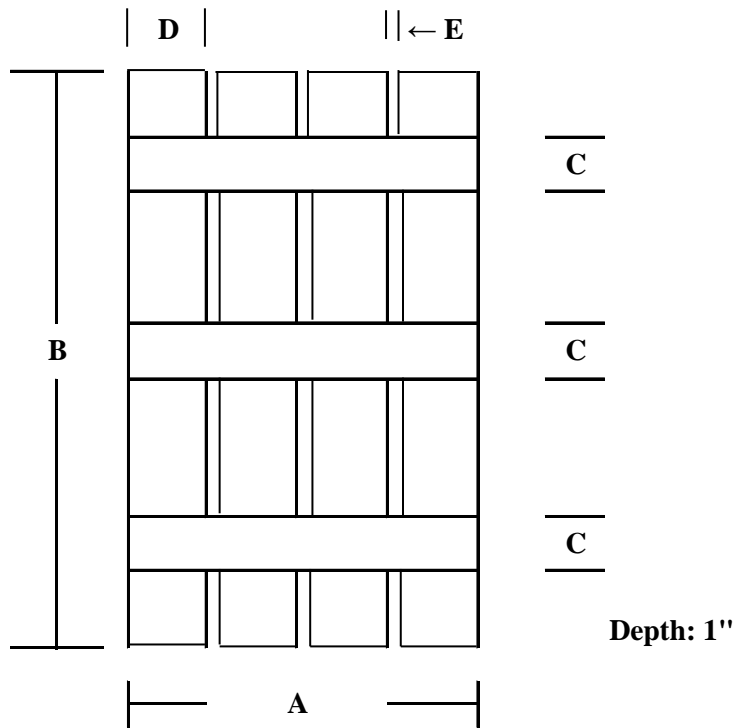
Note: An additional Horizontal Batten is recommended if there is 55" or more between Horizontal Battens

C. Horizontal Battens: 3 3/8" wide

D. Vertical Boards: 3 3/8" wide

E. Standard distance between Vertical Boards: 3/4"

CUSTOM MULTI-PIECE SHUTTERS BOARD N' BATTEN (OPEN)



Actual Sizes

A. Width: 2- Board 7 5/8" _____ 3-Board 12" _____ 4-Board 16" _____
 5-Board 20" _____ 6-Board 24 3/8" _____ 7-Board 28 5/8" _____
 8-Board 33" _____ Other _____

B. Length: _____

Note: An additional Horizontal Batten is recommended if there is 55" or more between Horizontal Battens

C. Number of Horizontal Battens: _____ Placement of Horizontal Battens or Configuration #: _____

D. Vertical Boards: 3 3/8" _____

E. Distance between Vertical Boards: 3/4" (Standard) _____ Other: _____

Color: Note: Shutters Are Not Paintable Except For #049 Paintable

Entire Shutter: _____ or Vertical Boards _____ Horizontal Battens _____

Other: _____

FOR VINYL/PLASTIC- WOOD-COMPOSITE

Standard location of the top and bottom cross bars on the BNB Shutters

Shutter Length in Inches	Distance to start of Cross Bar in Inches from top or bottom
0" to 24"	2"
25" to 36"	3"
37" and up	4"

Notes:

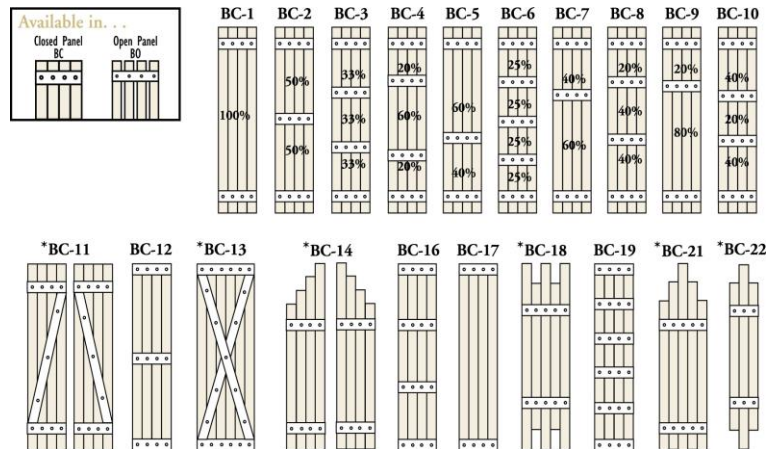
- 1. For Arch Top Shutter style, the top cross bar will start where the curve starts. The bottom cross bar location will follow chart**
- 2. For Arch Top Shutter Style, with a drop of 4 inches or less, the cross bar will start per the chart, starting at the start of the curve.**
- 3. Other locations can be accommodated per the customer request.**

CUSTOM MULTI-PIECE SHUTTER BOARD AND BATTEN (CLOSED)



BnB Closed (shown)

Configurations:



Measurements:

Widths: See Specification Drawings

Lengths: See Specification Drawings

Vertical Boards: See Specification Drawings

Horizontal Battens: See Specification Drawings

Spacing Between Vertical Boards: See Specification Drawings

Depth: See Specification Drawings

Available Colors:

- | | | |
|--------------------|-------------------|---------------------|
| #001 White | #011 Sandalwood | #206 Chocolate Chip |
| #002 Black | #018 Bronze | #208 Lunar Blue |
| #004 Bedford Blue | #020 Sage | #260 Burgundy |
| #005 Brick Red | #021 Ebony Green | #331 Heritage Green |
| #007 Dark Gray | #025 Sienna Brown | #352 Dove Gray |
| #008 Colonial Blue | #049 Paintable | #613 Cranberry |
| #009 Pine Green | #200 Potters Clay | |

Note: All colors are Non-Paintable, Except for #049 Paintable

CUSTOM MULTI-PIECE SHUTTERS **Specification Information**

Shutter Material

- Polypropylene Compound
- Non-Paintable (color thru) shutters
 - Polypropylene
 - UV Additives
- Paintable Shutter
 - Polystyrene

Manufacturing Process

- Injected Molded
- Extruded

Styles Available

- Board n Batten
- Country Style

Sizes

- Widths:
 - See Individual Style Specification Sheets
- Lengths:
 - See Individual Style Specification Sheets

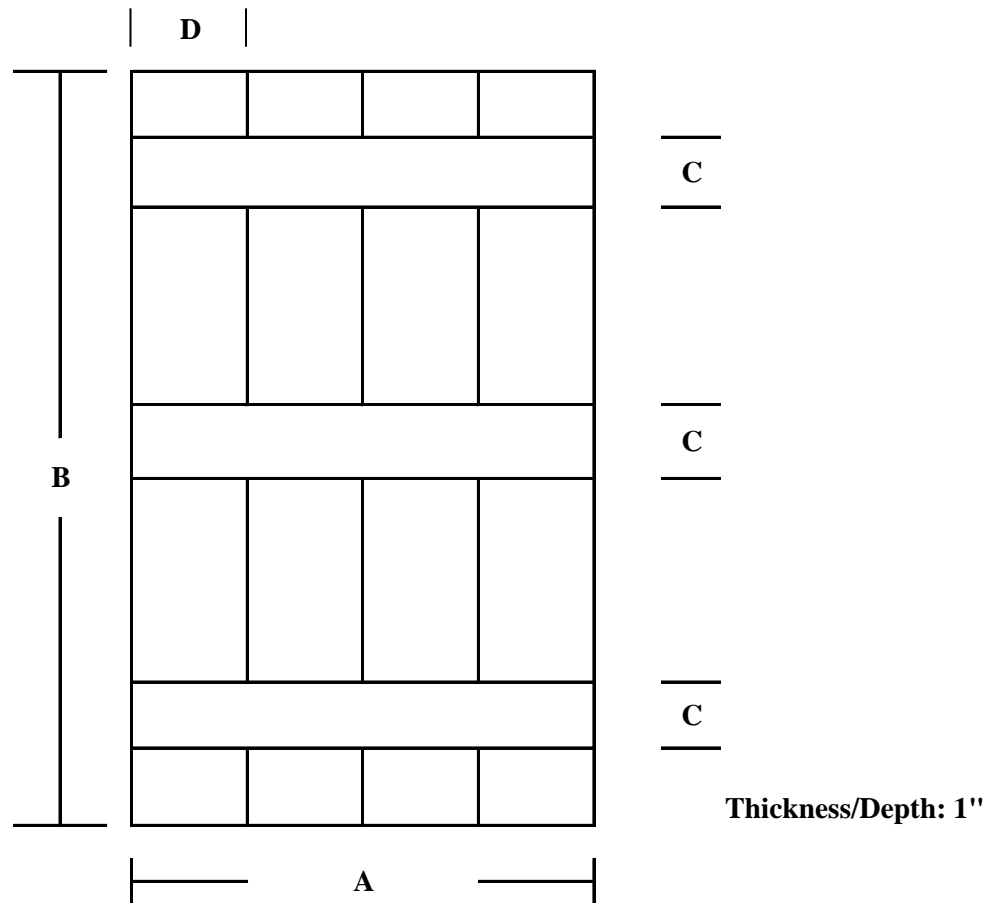
Method of Attachment

- Each pair of shutter comes with 3 ½” screws with painted heads to complement the shutters

Available Colors

- | | | |
|----------------------|---------------------|-----------------------|
| ➤ #001 White | ➤ #011 Sandalwood | ➤ #206 Chocolate Chip |
| ➤ #002 Black | ➤ #018 Bronze | ➤ #208 Lunar Blue |
| ➤ #004 Bedford Blue | ➤ #020 Sage | ➤ #260 Burgundy |
| ➤ #005 Brick Red | ➤ #021 Ebony Green | ➤ #331 Heritage Green |
| ➤ #007 Dark | ➤ #025 Sienna Brown | ➤ #352 Dove Gray |
| ➤ #008 Colonial Blue | ➤ #049 Paintable | ➤ #613 Cranberry |
| ➤ #009 Pine Green | ➤ #200 Potters Clay | |

CUSTOM MULTI-PIECE SHUTTERS BOARD N' BATTEN (CLOSED)



A. Standard Widths Available: Closed Weave Board-N-Batten

Shutter Widths (# of boards):	2	3	4	5	6	7	8
Width of Shutter:	6 7/8"	10 1/4"	13 7/8"	17 1/4"	20 3/4"	23 7/8"	27 1/4"

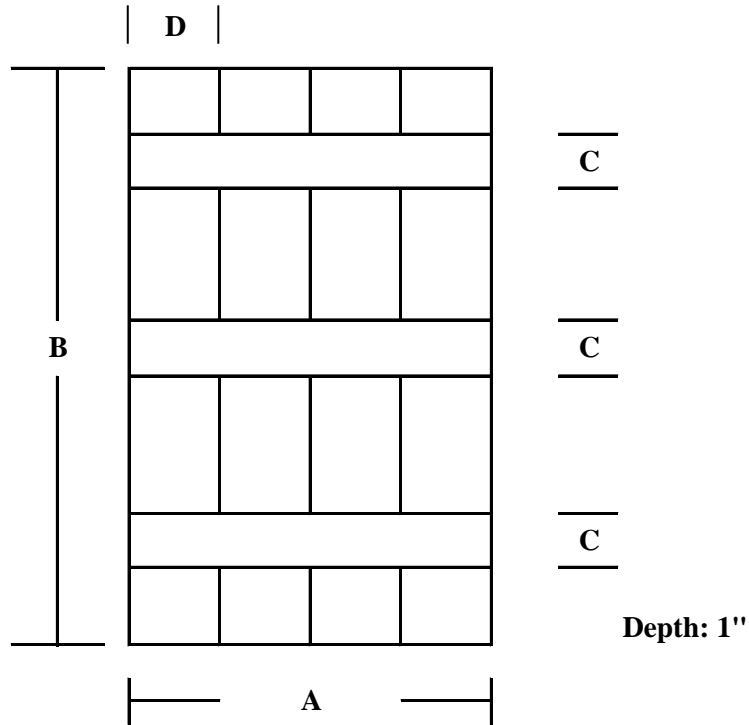
B. Lengths Available: 20" and up every 1/4"

Note: An additional Horizontal Batten is recommended if there is 55" or more between Horizontal Battens

C. Horizontal Battens: 3 3/8" wide

D. Vertical Boards: 3 3/8" wide

CUSTOM MULTI-PIECE SHUTTERS BOARD N' BATTEN (CLOSED)



Actual Sizes

A. Width: 2- Board 6 7/8" _____ 3-Board 10 1/4" _____ 4-Board 13 7/8" _____
 5-Board 17 1/4" _____ 6-Board 20 3/4" _____ 7-Board 23 7/8" _____
 8-Board 27 1/4" _____ Other _____

B. Length: _____

Note: An additional Horizontal Batten is recommended if there is 55" or more between Horizontal Battens

C. Number of Horizontal Battens: _____ Placement of Horizontal Battens or Configuration #: _____

D. Vertical Boards: 3 3/8" _____

Color: Note: Shutters Are Not Paintable Except For #049 Paintable

Entire Shutter: _____ or Vertical Boards _____ Horizontal Battens _____

Other: _____

FOR VINYL/PLASTIC- WOOD-COMPOSITE

Standard location of the top and bottom cross bars on the BNB Shutters

Shutter Length in Inches	Distance to start of Cross Bar in Inches from top or bottom
0" to 24"	2"
25" to 36"	3"
37" and up	4"

Notes:

- 1. For Arch Top Shutter style, the top cross bar will start where the curve starts. The bottom cross bar location will follow chart**
- 2. For Arch Top Shutter Style, with a drop of 4 inches or less, the cross bar will start per the chart, starting at the start of the curve.**
- 3. Other locations can be accommodated per the customer request.**