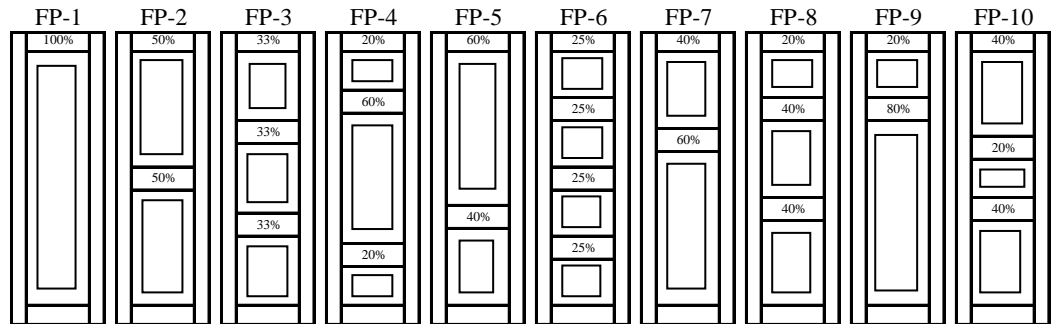


## **CUSTOM WOOD SHUTTERS**

### **FLAT PANEL**

#### **WOOD, COMPOSITE OR WOOD WITH COMPOSITE PANELS**

##### **Configurations**



##### **Style Types**

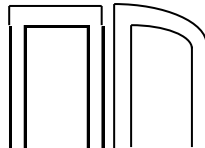
- ~Wood, Flat Panel
- ~Wood, Flat Panel with Composite Panels
- Note: We recommend Composite panels for all wood shutters, to eliminate splitting and cracking

##### **Wood Types**

- ~Pine ~Cedar ~Redwood
- ~Cypress ~Composite

##### **Available in:**

- Straight Top Arch Top



##### **Available Extras**

- Priming
- Priming and Painting
- Decorative Hinges
- Functional Hinges
- 1/2 Louver 1/2 Raised Panel
- Rabbit Cut
- Faux Tilt Rod
- Arch Top

##### **Standard Colors**

- |                  |                     |                 |
|------------------|---------------------|-----------------|
| #001 White       | #002 Black          | #003 Brandywine |
| #005 Brick Red   | #008 Colonial Blue  | #009 Pine Green |
| #021 Ebony Green | #206 Chocolate Chip | #352 Dove Gray  |

**Custom Colors:** As requested

##### **Width of Shutter**

- Min: 10"
- Max: Any

##### **Length of Shutter**

- Min: 30" with Center
- Min: 20" without Center
- Max: 100"

##### **Measurements**

See Specification Drawing



Pine  
with Center Mullion Shown

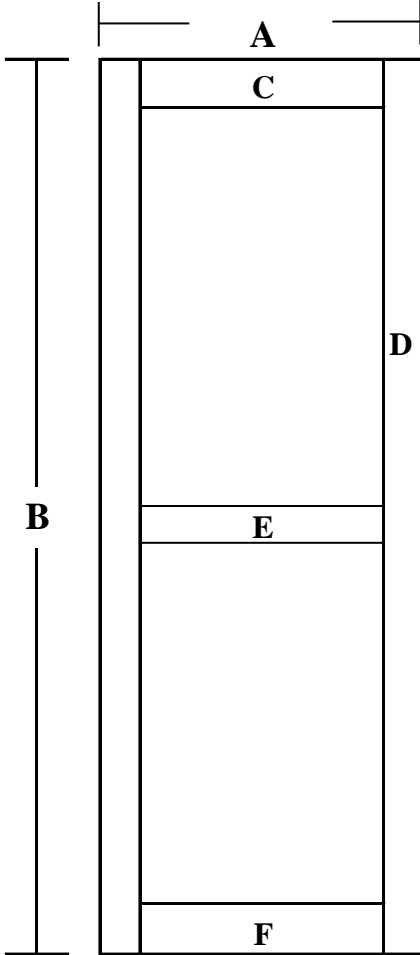
##### **Minimum Overall Size**

480 Square Inches

**Standard Tolerance on Length and Width: +/- 1/4"**

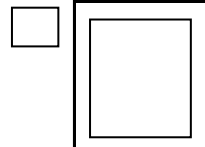
## **CUSTOM WOOD SHUTTERS** **FLAT PANEL**

**WOOD, COMPOSITE OR WOOD WITH COMPOSITE PANELS**

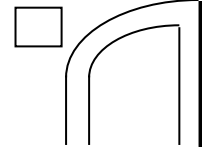


Shown  
Flat Panel with Center Mullion

**Straight Top**



**Arch Top**



**Note:**

If Arch Top is specified, we recommend that panels be composite to eliminate splitting and cracking

### **MATERIAL TYPE**

Pine: \_\_\_\_\_ Pine with Composite Panels: \_\_\_\_\_  
 Cedar: \_\_\_\_\_ Cypress: \_\_\_\_\_ Redwood: \_\_\_\_\_  
 Composite: \_\_\_\_\_ Other: \_\_\_\_\_

### **CONFIGURATION OPTIONS**

Standard Configuration with Center Mullion: \_\_\_\_\_  
 Non-Standard Configuration: \_\_\_\_\_  
 Raised Panel Arch Top \_\_\_\_\_ 1/2 Louver, 1/2 Raised Panel: \_\_\_\_\_

### **FINISH OPTIONS**

Natural: \_\_\_\_\_ Prime Only: \_\_\_\_\_  
 Paint-Standard Color: \_\_\_\_\_  
 Paint-Custom Color: \_\_\_\_\_

**Note: Painting always includes priming**

### **MEASUREMENTS**

A. Shutter Width: \_\_\_\_\_ B. Shutter Length: \_\_\_\_\_ **If Arch Top**  
**B. Length**  
 C. Width of Top: \_\_\_\_\_ E. Width of Center Mullion: \_\_\_\_\_ **High Side:** \_\_\_\_\_  
 F. Width of Bottom: \_\_\_\_\_ Width of Other Mullions: \_\_\_\_\_ **Low Side:** \_\_\_\_\_  
 D. Width of Rails: \_\_\_\_\_ C. D. F: Thickness of Frame: \_\_\_\_\_  
 Placements of Mullions: \_\_\_\_\_

**Comments:** \_\_\_\_\_  
 \_\_\_\_\_  
 \_\_\_\_\_  
 \_\_\_\_\_